

# Jumping Penguins

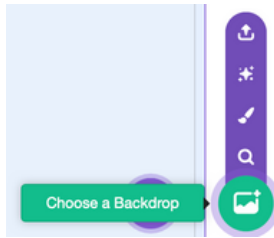
## Christmas Coding

Suitable for KS2 Upwards

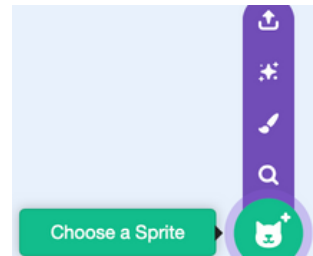
**Step 1:** Open the Scratch App <https://scratch.mit.edu>



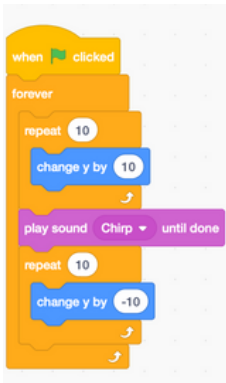
**Step 2:** Create a new project and select a Christmas themed backdrop.



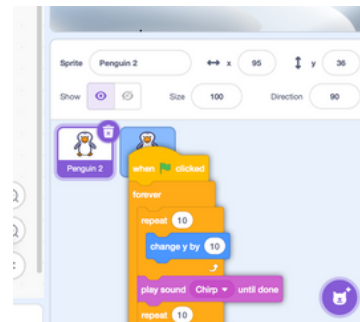
**Step 3:** Add or draw a penguin sprite.



**Step 4:** Insert the following code to your penguin sprite.



**Step 5:** Add in more penguins and duplicate the code by dragging it from one penguin to another. You can change the numbers to the penguins bounce at different rates.



**Step 6:** Watch your code to make sure it's correct by clicking the green flag.



**Step 6:** We'd love to see your project! Share it with us by clicking share and copy link.

Share

Copy Link

Then send the link to us at [education@archivesit.org.uk](mailto:education@archivesit.org.uk) so we can share it on our website!

